

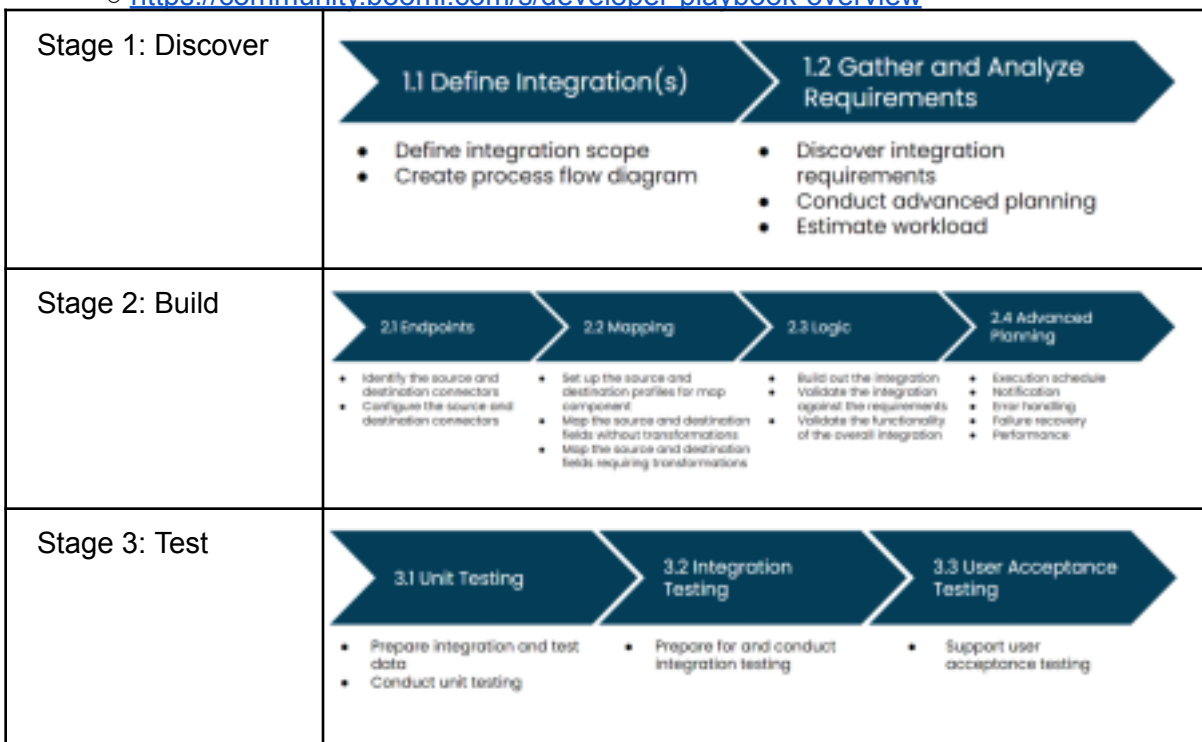
# Developer Role-Based Path Handout

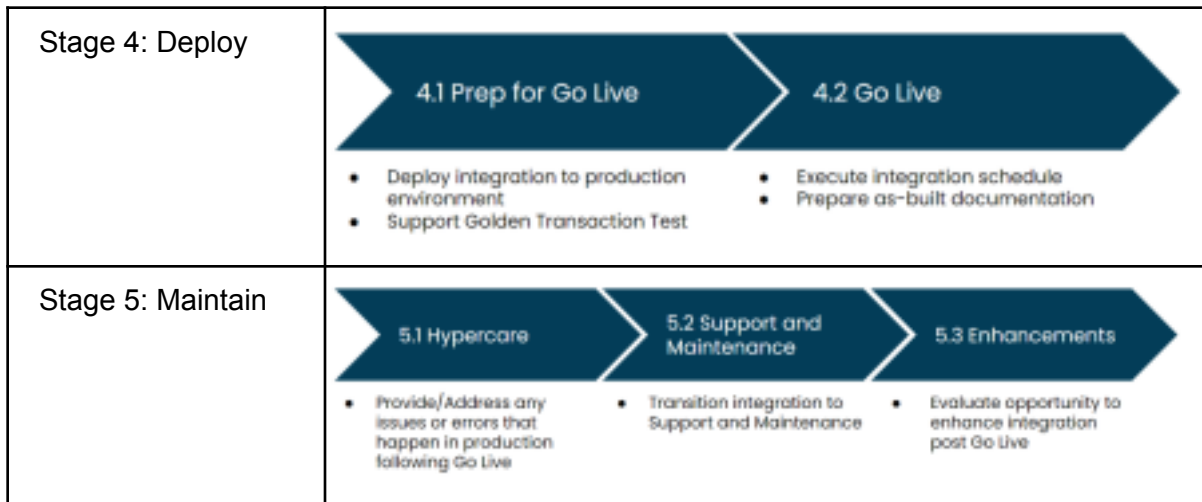
## Getting Started

- **Boomi Community**
  - <https://community.boomi.com>
- **Boomi Training - My Learning**
  - <https://community.boomi.com/s/my-learning>
- **Boomi User Groups**
  - <https://usergroups.boomi.com/>

## Developer Role-Based Path

- **New User Journey Page**
  - <https://community.boomi.com/s/customer-onboarding>
- **Role-Based Path Landing Page**
  - <https://community.boomi.com/s/rbp-landing-page>
- **Developer Role-Based Path Overview**
  - <https://community.boomi.com/s/developer-overview>
- **Developer Playbook**
  - <https://community.boomi.com/s/developer-playbook-overview>





- **Developer Techniques Landing Page**
  - <https://community.boomi.com/s/developer-techniques>
- **Technique Topic - Integration Management**
  - <https://community.boomi.com/s/developer-techniques/integration-management>
- **Technique Topic - Mapping**
  - <https://community.boomi.com/s/developer-techniques/mapping>
- **Technique Topic - Error Handling**
  - <https://community.boomi.com/s/developer-techniques/error-handling>

## Resources

- **Role-Based Paths Resource Center**
  - <https://community.boomi.com/s/rbp-resource-center>
- **Boomi Product Roadmap**
  - <https://boomi.com/event/online/product-roadmap-webinar-series>
- **Runtime and AtomSphere Releases**
  - <https://stats.boomi.com/notifications>
- **Boomi Status and Statistics**
  - <https://status.boomi.com>
  - <http://stats.boomi.com>
- **Project Manager Role-Based Path**
  - <https://community.boomi.com/s/project-manager-overview>
- **Boomi Support Center**
  - <https://community.boomi.com/s/support>
- **Boomi Professional Services**
  - <https://boomi.com/services/professional-services>
- **AtomSphere User Guide**
  - <https://help.boomi.com/>

# Boomi Integration 101 Handout



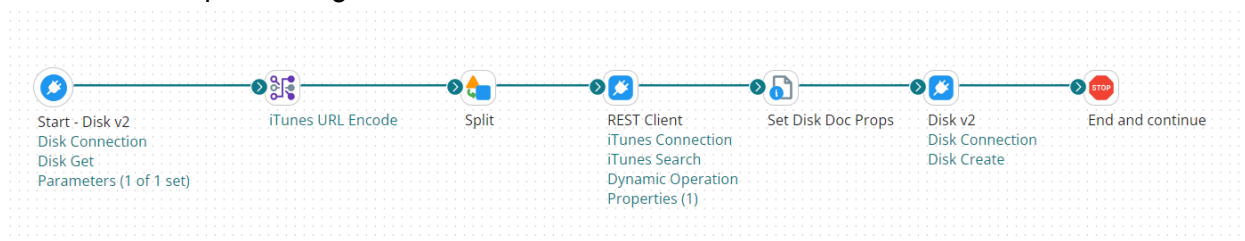
## Role-Based Paths References:

- [Playbook: Build Stage](#)
- [Playbook: Test Stage](#)
- [Playbook: Deploy Stage](#)
- [Integration Management Technique Topic: Developer Checklists](#)


## Supporting References:

- [User Guide: REST Client Connector](#)
- [Knowledge Article: Getting Started with REST Client](#)
- [User Guide: Disk v2 Connector](#)
- [User Guide: Adding a Schedule to a Process](#)
- [Apple.com: iTunes Search API](#)

## Process Developed During Session:



## Additional Exercises



- Configure Email Alerts
- Delete original source file after files written to “Results” folder
- Add Document Tracking
- Measure performance for average and peak loads
- Import JSON profile and add Result Count to destination filename
- Map JSON profile to new Flat File profile before writing
- Add Extensions, then populate different directories per environment
- Add Search Term to destination filename